

KV GSlide® GS4270 Soft-Close Drawer Slide



Features

- Soft-close module
- 32mm hole pattern
- Lever disconnect for easy drawer removal
- Non-handed design
- Recommended maximum drawer width 24"

Mounting: Side

Action: Telescopic movement on ball-bearings

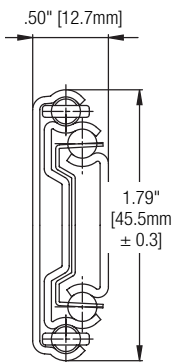
Load Rating: 100 lb. class

Height: 1.79" [45.5mm]

Clearance: .50" + .03" - 0" on each side


Finish: Zinc (ZC)

Profile:

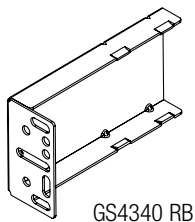


Configurations

Bulk (B)	10 Pair and 1 set of instructions per box without screws
GS4270 Zinc (ZC) Finish	
Size	Bulk (B)
300mm	GS4270 12
350mm	GS4270 14
400mm	GS4270 16
450mm	GS4270 18
500mm	GS4270 20
550mm	GS4270 22
600mm	GS4270 24
650mm	GS4270 26
700mm	GS4270 28

Recommended Fasteners	KV Part	Finish	Qty
 #7 x 1/2" Phillips Pan Head	8500-93	Zinc (ZC)	1000

Mounting Brackets



Product	Front or Rear	Finish	Pack
GS4340 RB	Rear	Zinc (ZC)	200